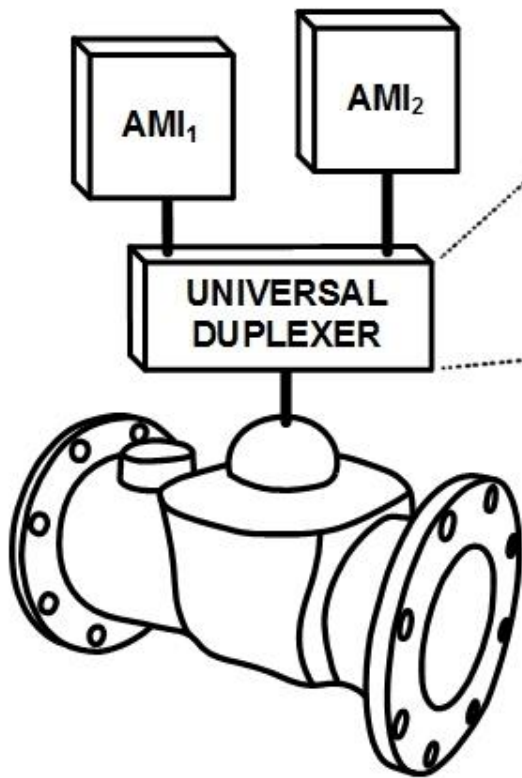


Universal Duplexer™ For AMI Systems



Model UDA - US Patent No. 11,041,738



AWWA C707-05
COMPLIANT

**2 YEAR
WARRANTY**

Revenue-Grade Flow Metering Accuracy: Now Available to the Water Utility and Bulk Water Customer Simultaneously...

You have an AMI-capable water meter, and you are quite satisfied with its ability to transmit revenue-grade readings into your system – but in certain situations, wouldn't it be useful if two or more systems were able to collect the reading from the water meter?

The **Model UDA "Universal Duplexer for AMI Systems"** was designed for that exact purpose!

The **Universal Duplexer** enables the splitting of AMI signals from every major AMI-capable water meter to every major AMI/AMR/Visual endpoint in the industry – including those from **Sensus, Neptune, Metron-Farnier, Kemp-Meek, Aclara, Mueller, Kamstrup, Badger, Master Meter, RG3, Zenner, Itron, Elster-AMCO, McCrometer**, and many others!


The Universal Duplexer maintains all the popular functionality contained within our retired **Radio-Read Filter** device which led to its widespread acceptance at major water utilities throughout the United States and Canada. However, the addition of active electronic circuitry powered by a 10-year*, user-replaceable lithium cell provides vastly expanded meter compatibility.

The **Universal Duplexer** is housed within a weather-resistant, polycarbonate NEMA-4X enclosure suitable for outdoor installations. The UDA is **not** rated for submersion.

When the water meter is owned by the utility, it is important to note that permission is required before connecting the water meter signal wires to the Universal Duplexer. For more information about permitting, please contact your water utility's engineering department.

Are you interested in how SCADAMETRICS technology can help you split a water meter AMI signal to two or more meter-reading systems? Give us a call! We'll be glad to discuss the details!

SCADAMETRICS
scadametrics.com
Wildwood, Missouri USA
636.405.7101



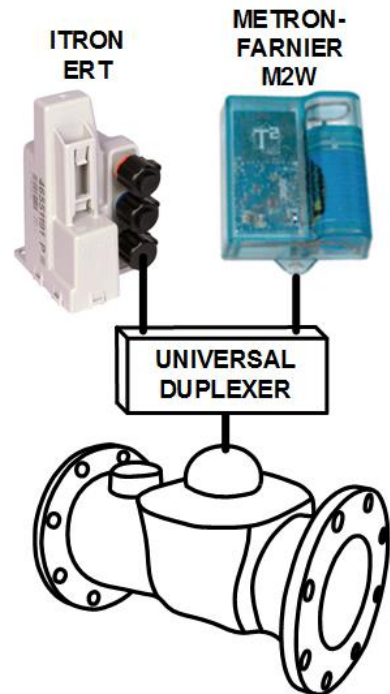



Terminal Block Hookup -

Terminal	Function	Sensus Color (Badger, Metron-Farnier, Master Meter, Kamstrup, Mueller, Zenner, RG3)	Neptune Color	Elster Color	Itron Color
1	Secondary AMI Clock	Red	Black	Wht Grn	Black
2	Secondary AMI Data	Green Wht	Red	Red	Red
3	Secondary AMI Ground	Black	Green	Black	Wht Shield
4	Ext Ctrl (EtherMeter Apps Only)	--	--	--	--
5	Meter Clock	Red	Black	Wht Grn	Black
6	Meter Data	Green Wht	Red	Red	Red
7	Meter Ground	Black	Green	Black	Wht Shield
8	Utility AMI Clock	Red	Black	Wht Grn	Black
9	Utility AMI Data	Green Wht	Red	Red	Red
10	Utility AMI Ground	Black	Green	Black	Wht Shield

Specifications -


- Dimensions: 5.75" x 4.875" x 2.25"
- Weight: 12 Ounces
- Temperature: -40C to 60C (-40°F to 140°F)
- Relative Humidity: 5% to 95%, Non-Condensing
- Enclosure Rating: NEMA-4X, Not Rated for Submersion
- Environmental: ROHS-Compliant, Lead-Free
- Meter Interface: AWWA C707-05
- Manufacturing Location: USA
- Warranty: 2 Years (see www.scadametrics.com for details)
- Battery: Energizer 123 (EL123AP), User-Replaceable
- *Battery Life: Lesser of 10 Years or 350,000 Meter Reads on the Secondary AMI Port

A Small Sampling of the Hundreds of Possible Applications:




... And Many, Many Others!!!

Engineering Dimensions (Inches) -



Model UDA

Universal Duplexer for AMI/AMR Systems



**NOT RATED
FOR
SUBMERSION!**

Notes:

1. With the exceptions of Neptune Technology Group and Elster-AMCO (Honeywell), most meter manufacturers follow the Sensus wire color-coding scheme.
2. In certain instances, Elster-AMCO (Honeywell) and Neptune meters are configured with Sensus-type color-coded wires. If Elster or Neptune color-coding does not work for your meter, try using Sensus color-coding.
3. UDA Meter Terminal Block Hookup (Terminals 5,6,7): Apply the color-coding that pertains to the manufacturer of the Water Meter.
4. UDA Primary AMI/AMR Terminal Block Hookup (Terminals 8,9,10): Apply the color-coding that pertains to the manufacturer of the Primary AMI/AMR Endpoint.
5. UDA Secondary AMI/AMR Terminal Block Hookup (Terminals 1,2,3): Apply the color-coding that pertains to the manufacturer of the Secondary AMI/AMR Endpoint.
6. Alternative color-coding: manufacturers occasionally substitute a WHITE wire for a GREEN wire.
7. UDA Terminal 4: [Reserved] – This Terminal Should Remain Unconnected.
8. For Badger Meter and/or Badger AMR Endpoint applications, attach a jumper wire between terminals 3 and 7 and a jumper wire between terminals 7 and 10, thereby bonding the water meter signal ground to both endpoint signal grounds.